



TRUEMINDSETS

INTENTION + ACTION = RESULTS

EXPECTATIONS VS STANDARDS

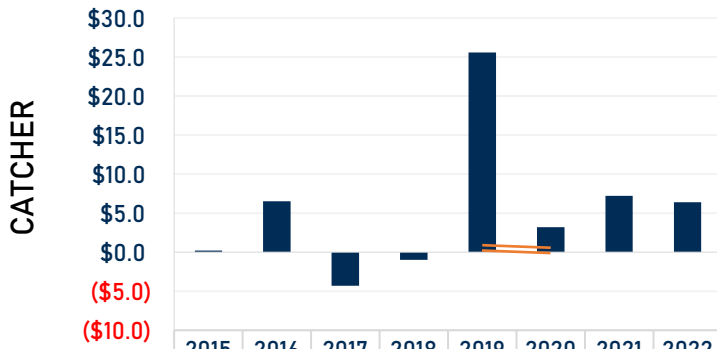
SUSTAINABILITY

CONSISTENCY

INTENTION

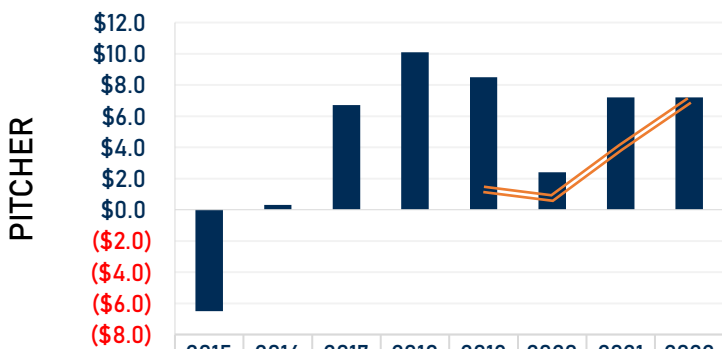
EXECUTION

\$/WAR VS CURRENT CONTRACT



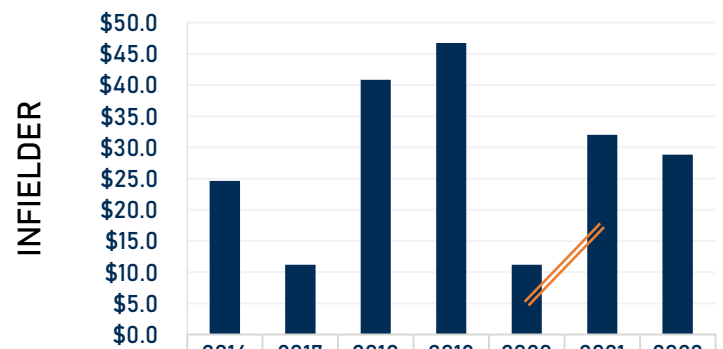
	2015	2016	2017	2018	2019	2020	2021	2022
\$ Value	\$0.2	\$6.5	(\$4.3)	(\$1.0)	\$25.6	\$3.2	\$7.2	\$6.4
\$ Contract					\$0.6	\$0.2		

\$/WAR VS CURRENT CONTRACT



	2015	2016	2017	2018	2019	2020	2021	2022
\$/WAR	(\$6.5)	\$0.3	\$6.7	\$10.1	\$8.5	\$2.4	\$7.2	\$7.2
Contract					\$1.3	\$0.7	\$4.0	\$7.0

\$/WAR VS CURRENT CONTRACT



	2016	2017	2018	2019	2020	2021	2022
\$ Value	\$24.6	\$11.2	\$40.8	\$46.7	\$11.2	\$32.0	\$28.8
\$ Contract					\$5.0	\$17.5	

2020 \$/WAR and contract amounts are adjusted for the 60 game season
 2020 and future \$/WAR are from FanGraph's ZIPS 3 Year Projections